





Environmental legal update – summer 2018

John Mitchell, Consultant, Regulatory
Risk and Compliance

25 year plan

- There is much delay of varying lengths:
 - Agriculture and fisheries bills are months behind schedule
 - Resources and waste strategy now due in September
 - No date for the deposit return scheme
 - Delivery plan due soon
 - Metrics for measurement of progress against the plan will not be delivered by the July target date

Environmental watchdog

- The watchdog will “enforce” a series of environmental principles
- The principles may be:
 - Set out in an Act of Parliament, or
 - Listed in a “policy statement”
- It won’t be in place on Brexit day
- It’s method of enforcement will be by means of “advisory notices”

Clean Air Strategy

- Four areas of focus
 - Transport
 - Road (local authority responsibility)
 - Maritime
 - Rail
 - Aviation
 - The home
 - Farming
 - Industry

UK government in court again over clean air failures

- Ultimatum given by Commission to UK in January to produce credible plans
- Government plans ruled illegal by UK courts several times
- Commission has now referred the UK to the CJEU

Interesting cases

- Severn Trent fined £350k plus £70k costs
 - Leak of a chemical from a sewage treatment works
 - Killed 30,000 fish
 - Damaged 5 kms of a river
- Joe Keet fined £3,000
 - Allowed an illegal waste dump at his land at Wickham
 - Household, clearance, demolition and construction waste



Environmental legal update – summer 2018

John Mitchell, Consultant, Regulatory
Risk and Compliance

'The last straw'
Tackling plastic waste at
The University of Winchester.



It all started with coffee cups



The 25p surcharge

November 2016

- Prices of all hot and cold drinks dropped by 25p
- 25p 'reintroduced' as a surcharge
- Clear messaging across campus
- Results showed that people quickly adapted and switched to bringing a reusable cup to avoid paying the surcharge.



	Reusable cup sales (disposables saved)	Percentage of sales in reusable cups
Pre-intervention: 03/10/16 - 06/11/16	689	3.78%
1) 25p surcharge: 07/11/16 - 26/02/17	9,410	21.13%
Total	10,099	

The reusable cups



The results



- **61,363** cups saved by start of June 2018. Reusable cup use/sales remains at around **30%**
- “Results are in line with *prospect theory*, which suggests that people are more sensitive to losses than to gains when making decisions. A charge on disposable cups (a loss) in addition to the price of a coffee is therefore more likely to produce behaviour change than a discount (a gain) on a reusable cup.”
- A word about impact on sales...
- We’re working on reusable cup uptake for cold drinks and ordered catering
- And watching the recyclable cup market closely

It's gone coffee cup crazy



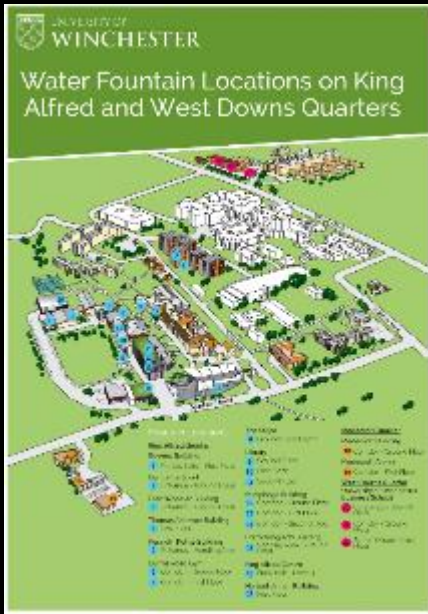
theguardian
Pret a Manger doubles discount for bringing reusable coffee cups
UK environment department using 1,400 disposable coffee cups a day

Daily Mail
Tory war over coffee cup tax: Minister clash over plastic-bag-style levy to boost recycling

The Final Straw



Refill



Coca-Cola Freestyle



Other plastic waste

mixed recycling



Metal
cans
tins
foil



Mixed Plastics
bottles
clear plastic film
pots, tubs
and trays



Glass
jars
bottles



Paper
card
paper
envelopes
magazines



Waxed Paper
cartons
coffee cups

No food waste or liquids

general waste



food
tea bags
tissues
wooden stirrers
crisp packets
sweet wrappers



A word about compostable packaging

Forget recycling plastics.
Incinerate the lot.
Or not.

Thoughts, comments, questions

liz.harris@winchester.ac.uk

[@Environment UoW](#)



Drastic on Plastic

A SME journey with plastic waste

Ian Crossley, MD
Greenhouse Graphics Ltd

Some images have been removed as the
SBN site is limited to 20MG. Apologies
to Ian,

Choice editing – only recycled or sustainably sourced paper


Recycling of paper, aluminium plates, blankets

Processless platemaking – no chemistry

Carbon calculation – free at the estimating stage

Energy efficiency – solar panels, LED lights, CAPEX, switch off policy





Plastic and PVC – create a barrier
Sector culture – individualism
Recycling – no interest in recycling from supplier
Sustainable alternatives – very little & limited data sheets
Customer awareness – very little




- 1] Look for alternative substrates – especially non PVC
- 2] Look for recycling routes and partners



Polyethylene
terephthalate



High-density
polyethylene



Polyvinyl
chloride



low-density
polyethylene



Polypropylene



Polystyrene



A % indicates that a certain quantity of recycled material has been used in the production of the packaging. This is commonly found on cardboard.



The Mobius Loop has no precise meaning. It is generally understood to be the international symbol for recycling, but the use of the symbol is entirely voluntary.



The Green Dot is a symbol used in many European countries. It shows that the producer of the packaging has made a financial contribution towards its recovery and recycling in the country of origin or sale. This symbol has no relevance in the UK, and does not indicate that the item can be recycled locally.



The Recycle Now icon is designed to be the recognised symbol for recycling and to motivate people into action. The curved arrow represents the action and sustainability of recycling. The heart signifies the feel-good nature of the recycling activity.



Recyclable aluminium



Recyclable steel

Product success – non PVC
wallcoverings

**An award
winning
journey ...**



Other product successes

GreenWall

HDPE banners

**PVC alternatives for standard items ie
bannerstands, pop ups and foam boards**

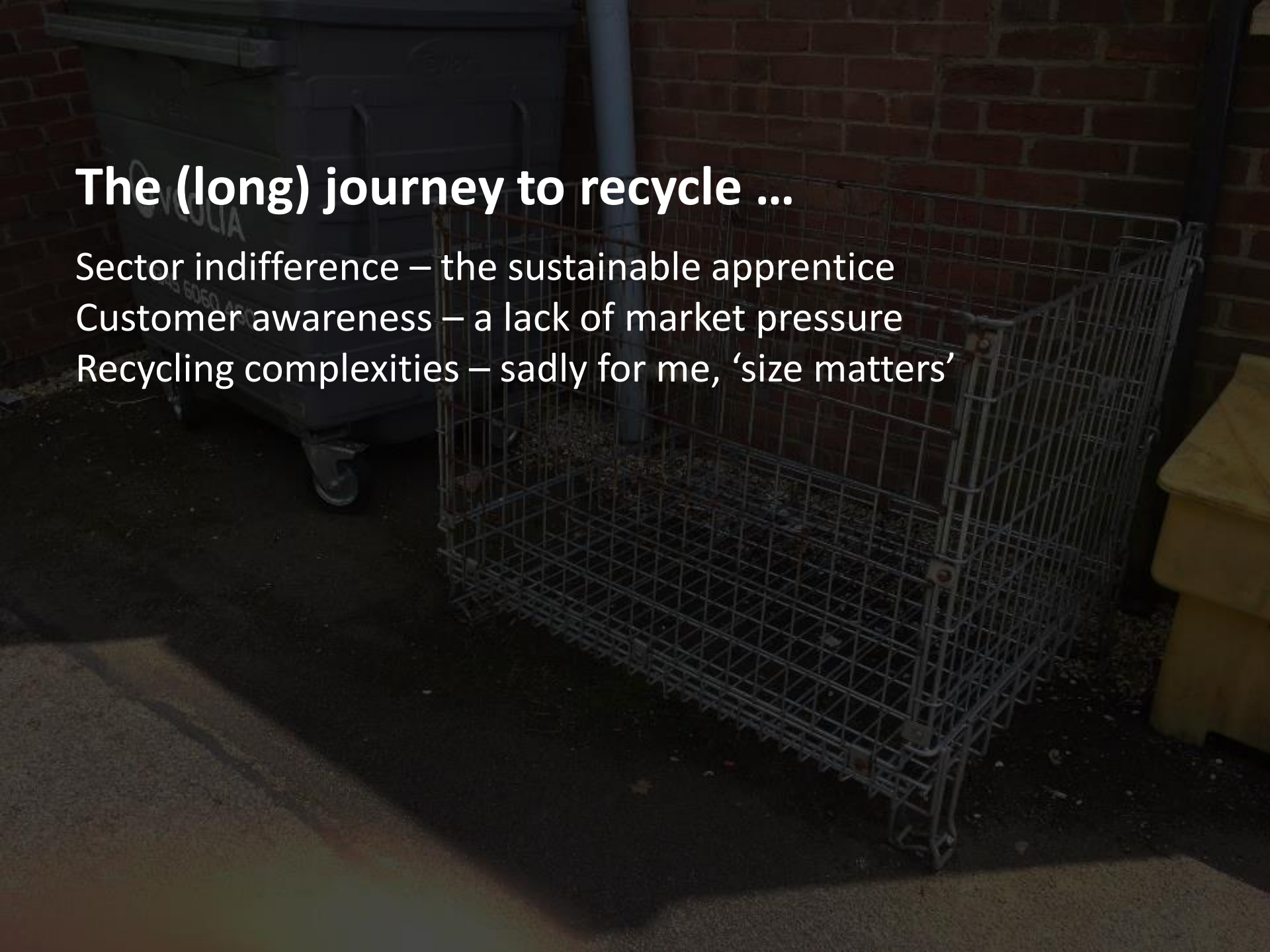


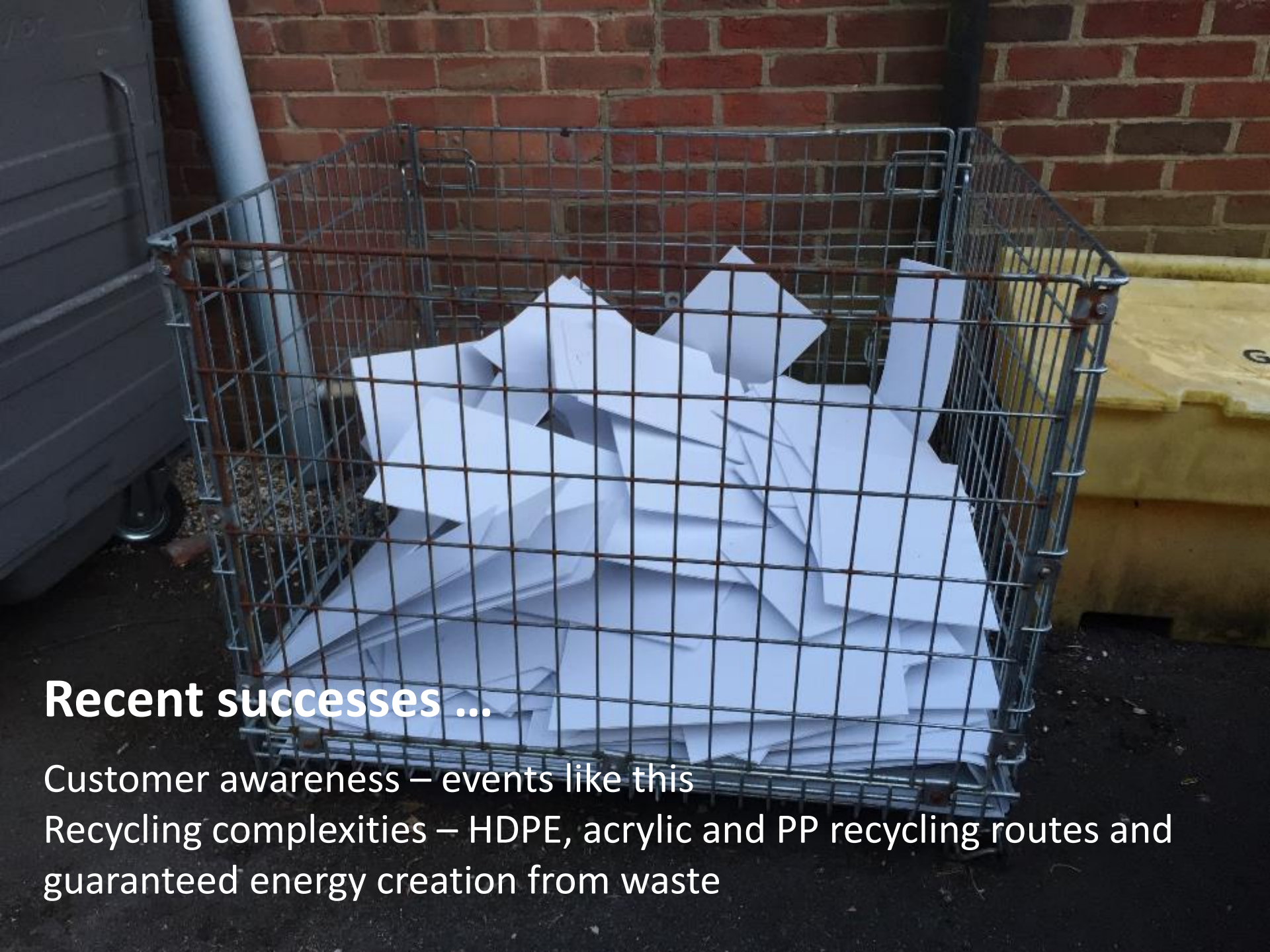
The (long) journey to recycle ...

Sector indifference – the sustainable apprentice

Customer awareness – a lack of market pressure

Recycling complexities – sadly for me, 'size matters'

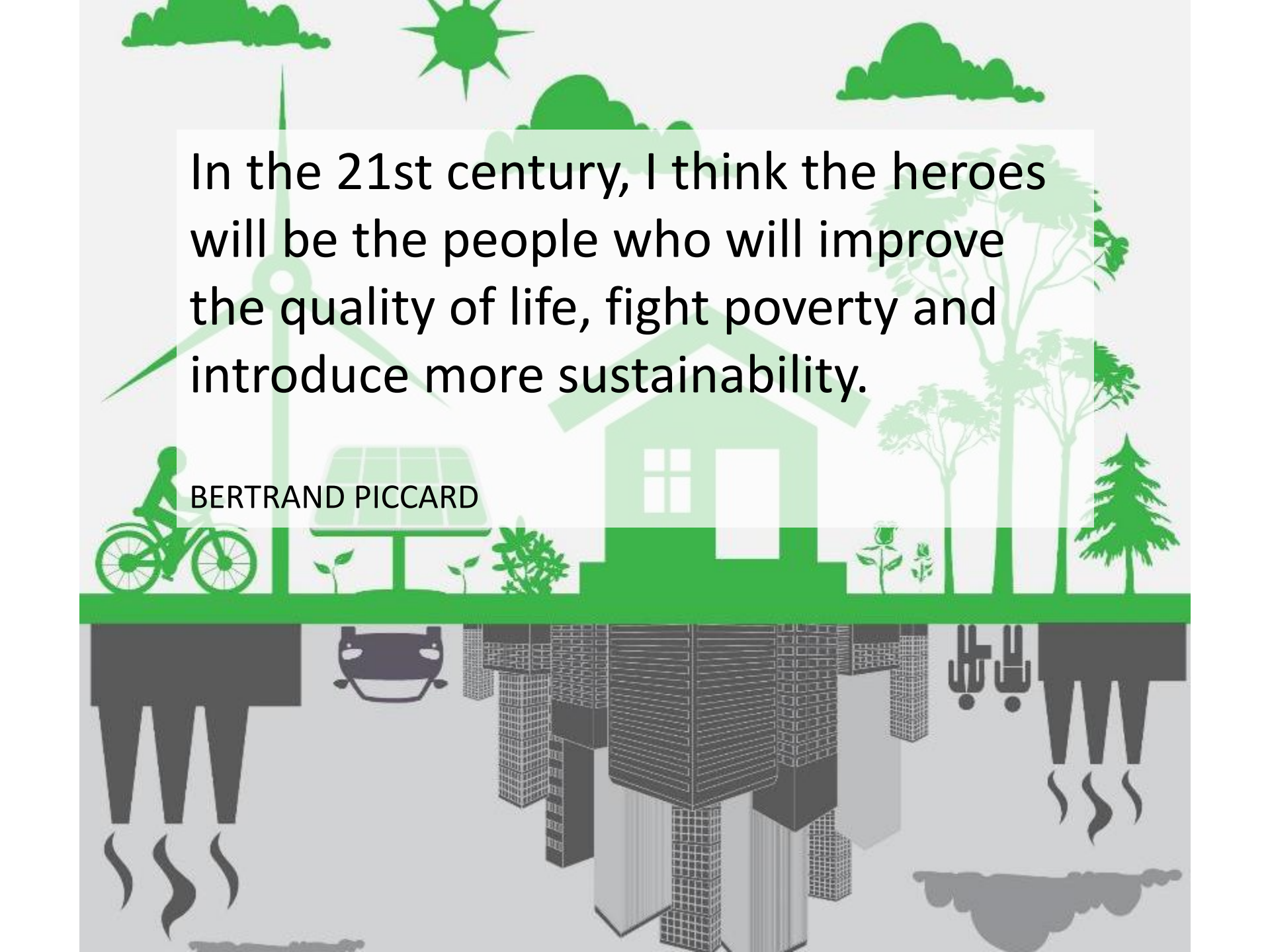




Recent successes ...

Customer awareness – events like this

Recycling complexities – HDPE, acrylic and PP recycling routes and
guaranteed energy creation from waste



In the 21st century, I think the heroes will be the people who will improve the quality of life, fight poverty and introduce more sustainability.

BERTRAND PICCARD

Plastic Resources

- Grace Parker
- Environmental Consultant
- Carbon Footprint Ltd
- grace.parker@carbonfootprint.com
- 01256 345645

What is out there



- Information
- Plastic free logo
- Plastic related events
 - Plastic free July
 - Plastic Bag Free day
- Alternatives and innovations
- UK Plastic Pact
- New Legislation



Resources

- Several calculators and resources to help you understand the size of your waste and how you are managing it
- Infographics and posters to help spread the information easily



BUSINESS PLASTIC CALCULATOR

The revealing impact of our plastic pollution is something people can no longer ignore and so many businesses are now making great strides to reduce their plastic footprint. Use our free calculator below to work out how far along your business is with this plastic and waste management.

Plastic and Waste Management

Does your business generate plastic waste?
Yes No

How much plastic waste does your business generate?
1kg 10kg 100kg 1000kg 10000kg

Does your business have a waste management system?
Yes No

Does your business have a waste management system?
Yes No

Does your business have a waste management system?
Yes No



Resources



- Tips for consumers
- Stores and sites to help you find alternatives
- Advice on how you can improve your business's plastic management
- Waste audits



Finally – Don't forget to communicate your actions



Grace Parker

grace.parker@carbonfootprint.com

01256 345645

Worting House, Church Lane, Basingstoke, Hampshire



Hyperlinks:

1. <https://www.earthday.org/2018/03/07/fact-sheet-end-plastic-pollution/> - <https://friendsoftheearth.uk/plastics/9-really-good-alternatives-plastic> - <http://www.wrap.org.uk/content/the-uk-plastics-pact> - <https://www.bbc.co.uk/news/science-environment-43783631> - <https://www.bbc.co.uk/news/uk-politics-43817287>
2. https://www.carbonfootprint.com/business_plastic_calculator.html - <https://news.nationalgeographic.com/2018/05/plastics-facts-infographics-ocean-pollution/> - <https://www.bbc.co.uk/news/science-environment-42264788> - <http://worldenvironmentday.global/en/news/infographic-if-you-can't-reuse-it-refuse-it> - <https://lessplastic.co.uk/product-category/posters-postcards/posters-postcards-for-businesses/> - <https://www.carbonfootprint.com/posters.html>
3. https://www.carbonfootprint.com/plastic_waste.html - <https://www.theplasticfreeshop.co.uk/> - <https://acalaonline.com/> - <https://noplasticshop.co.uk/> - https://www.carbonfootprint.com/plastic_footprint.html - <https://lessplastic.co.uk/for-businesses/> - <http://www.wastefootprint.com/>

Carbon Footprint Ltd offer a full range of consultancy services to help you reduce your carbon footprint and improve your businesses sustainability credentials.